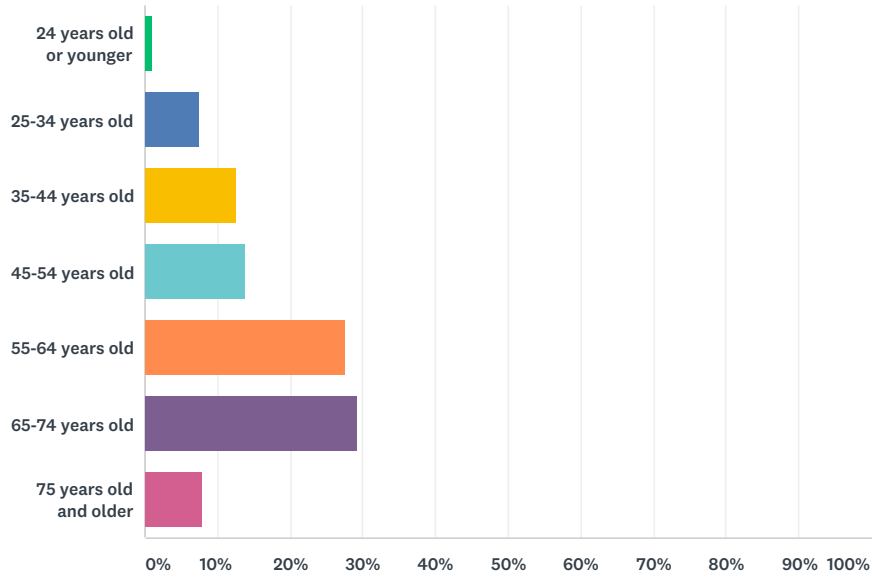


# Q1 How old are you?

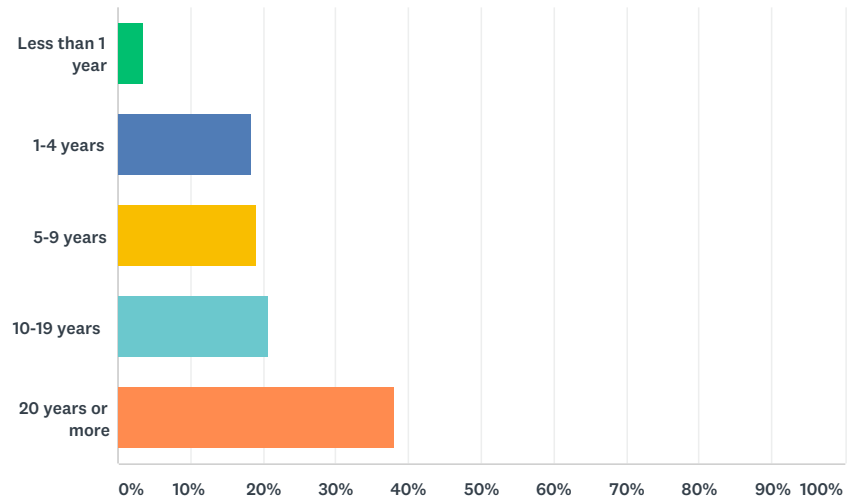
Answered: 174 Skipped: 0



ANSWER CHOICES	RESPONSES	
24 years old or younger	1.15%	2
25-34 years old	7.47%	13
35-44 years old	12.64%	22
45-54 years old	13.79%	24
55-64 years old	27.59%	48
65-74 years old	29.31%	51
75 years old and older	8.05%	14
<b>TOTAL</b>		<b>174</b>

## Q2 How long have you lived in Fayette?

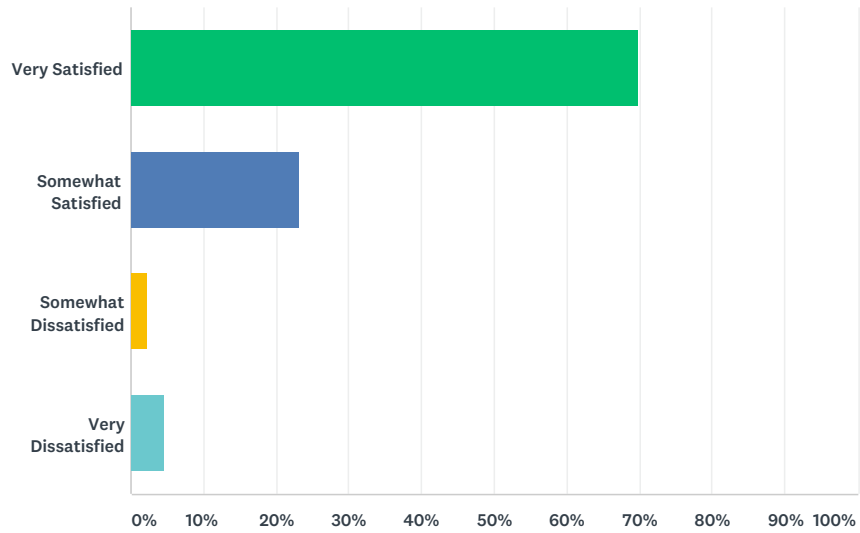
Answered: 173 Skipped: 1



ANSWER CHOICES	RESPONSES	
Less than 1 year	3.47%	6
1-4 years	18.50%	32
5-9 years	19.08%	33
10-19 years	20.81%	36
20 years or more	38.15%	66
<b>TOTAL</b>		<b>173</b>

### Q3 How satisfied are you about living in Fayette?

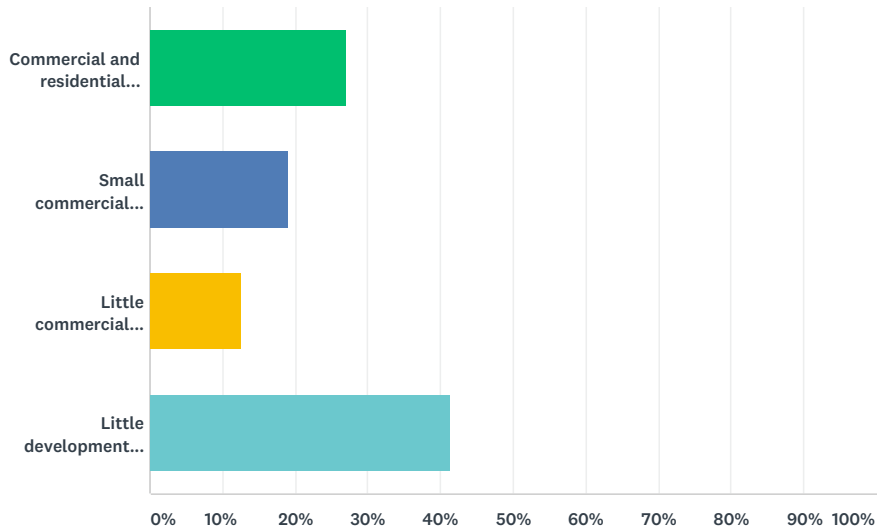
Answered: 173 Skipped: 1



ANSWER CHOICES	RESPONSES	
Very Satisfied	69.94%	121
Somewhat Satisfied	23.12%	40
Somewhat Dissatisfied	2.31%	4
Very Dissatisfied	4.62%	8
<b>TOTAL</b>		<b>173</b>

### Q4 If you had to choose a future vision for your community, which of the following would it be? (Please select one answer)

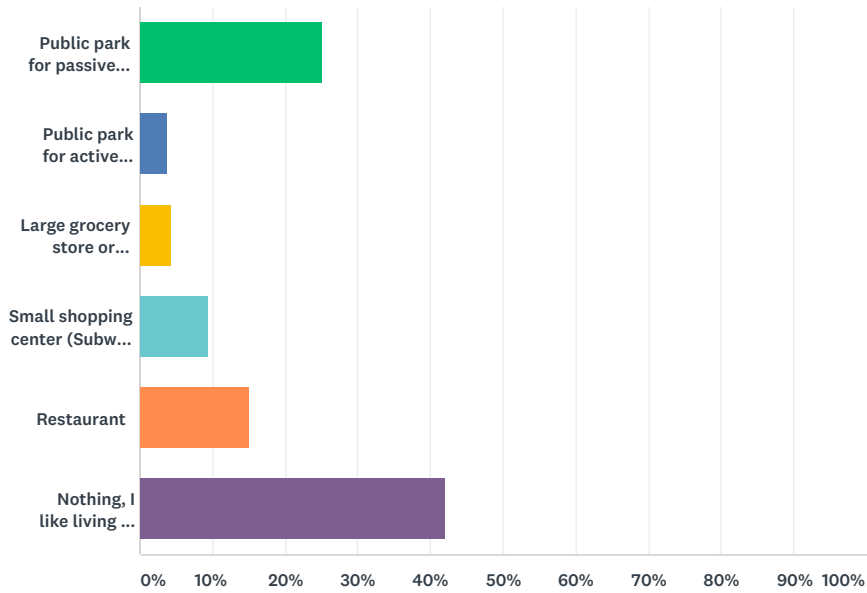
Answered: 174 Skipped: 0



ANSWER CHOICES	RESPONSES	
Commercial and residential development in a village center	27.01%	47
Small commercial businesses spread throughout the town	18.97%	33
Little commercial development, maintain and increase residential development	12.64%	22
Little development period, preserve remaining tracts of undeveloped land	41.38%	72
<b>TOTAL</b>		<b>174</b>

### Q5 What do you wish was within a 10 minute drive from your house? (Please select one answer)

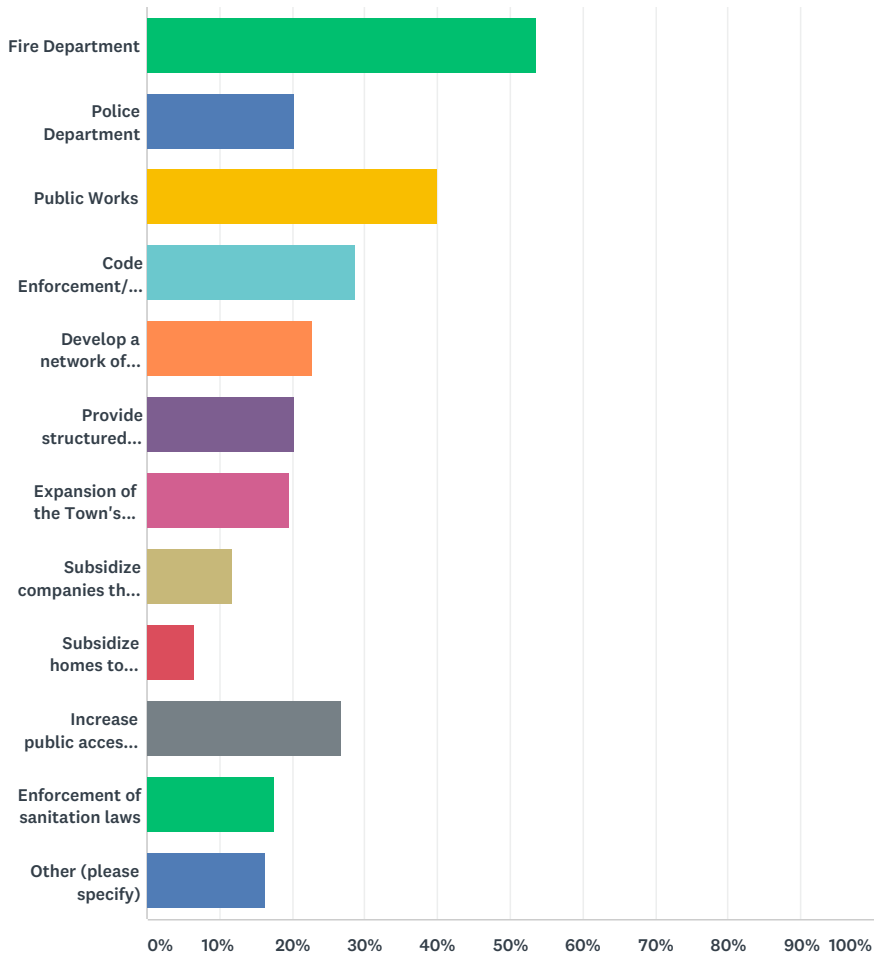
Answered: 159 Skipped: 15



ANSWER CHOICES	RESPONSES	
Public park for passive recreation (walking trails, woods, etc.)	25.16%	40
Public park for active recreation (playground, soccer fields, etc.)	3.77%	6
Large grocery store or wholesale club	4.40%	7
Small shopping center (Subway, hair salon, etc.)	9.43%	15
Restaurant	15.09%	24
Nothing, I like living far away from amenities	42.14%	67
<b>TOTAL</b>		<b>159</b>

Q6 Please select as many of the following services or programs below for which you are willing to pay increased taxes.

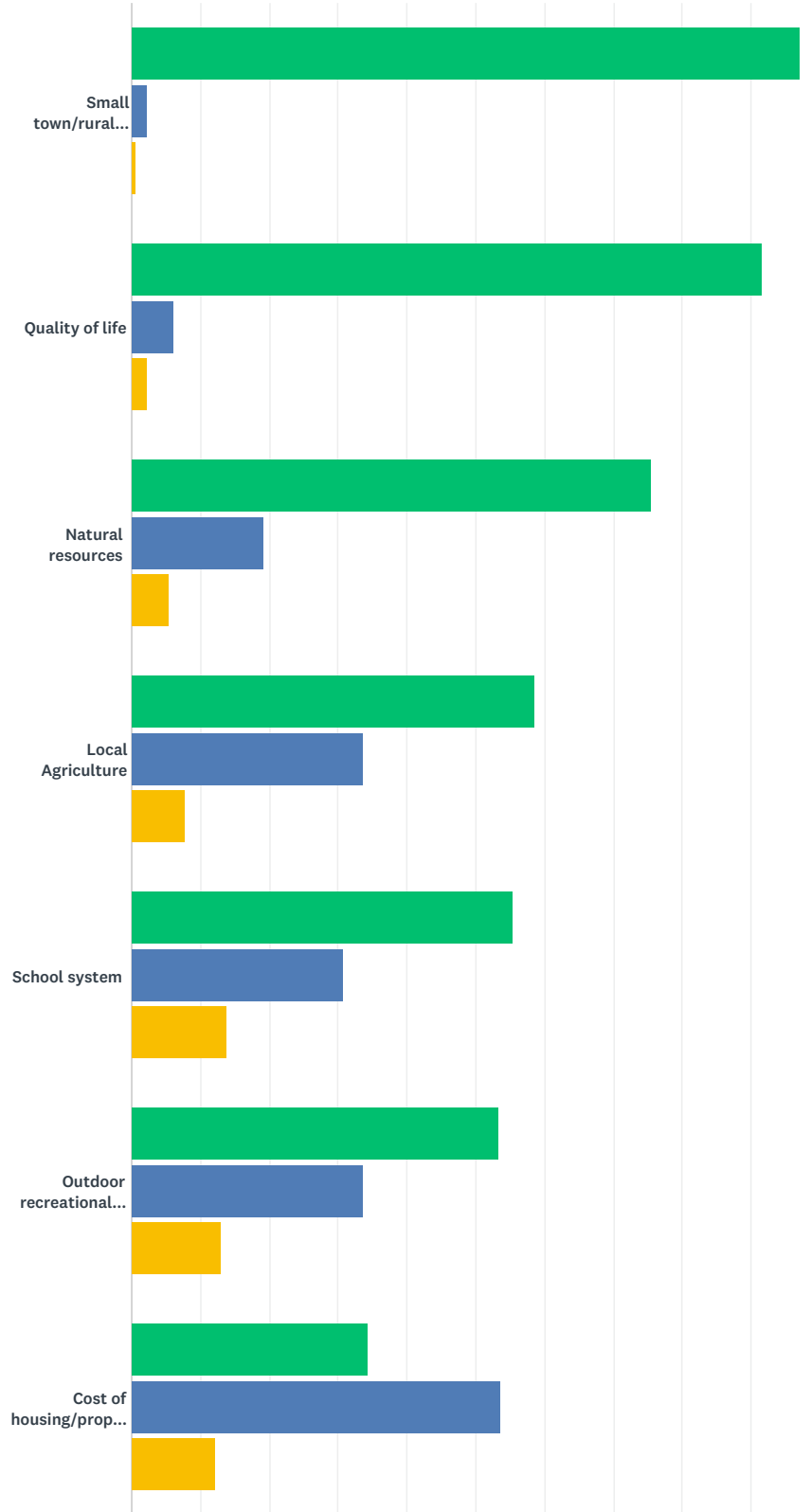
Answered: 153 Skipped: 21



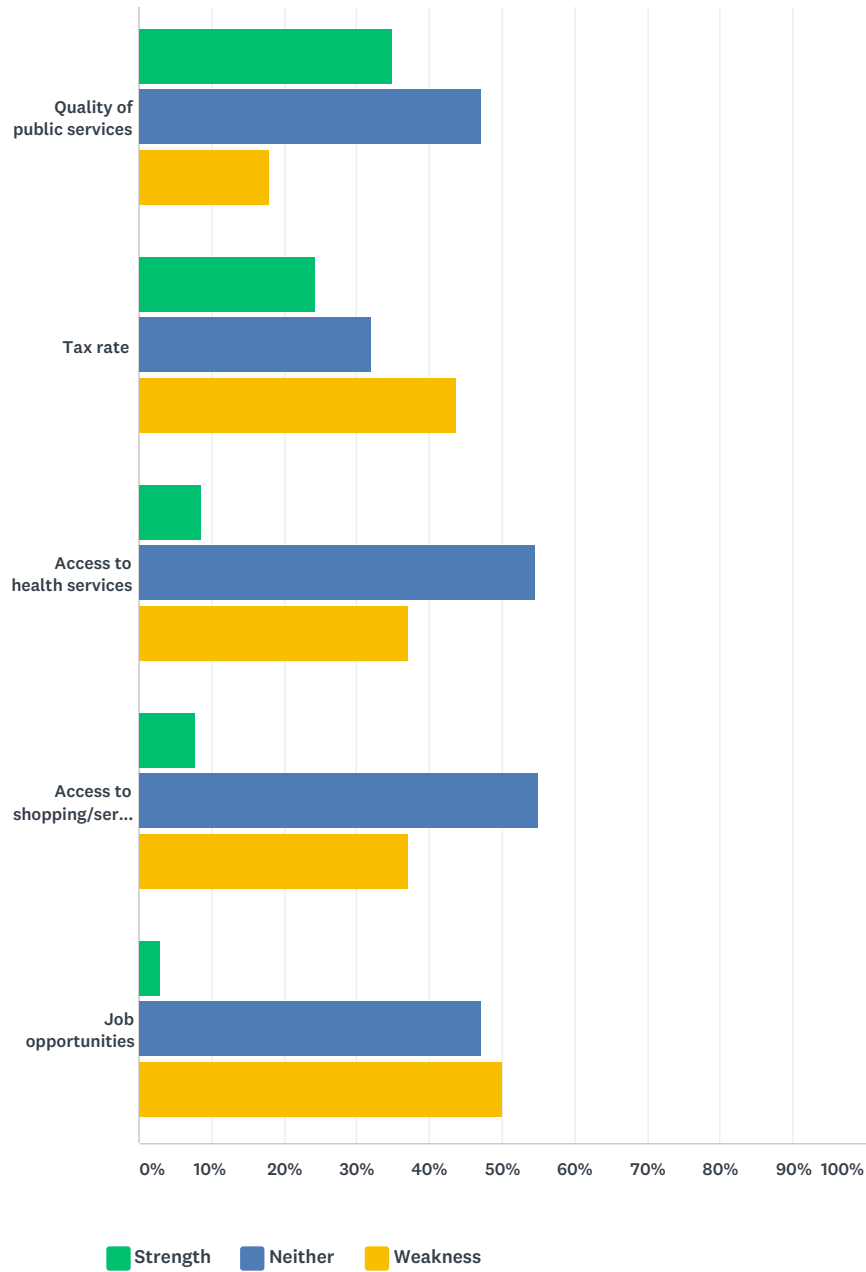
ANSWER CHOICES	RESPONSES	
Fire Department	53.59%	82
Police Department	20.26%	31
Public Works	39.87%	61
Code Enforcement/Environmental Protection	28.76%	44
Develop a network of pedestrian and bicycle trails around town	22.88%	35
Provide structured activities for youth	20.26%	31
Expansion of the Town's reserve accounts	19.61%	30
Subsidize companies that open businesses in town	11.76%	18
Subsidize homes to provide more affordable housing	6.54%	10
Increase public access to water (boat ramps, lakeside parking, docks, etc)	26.80%	41
Enforcement of sanitation laws	17.65%	27
Other (please specify)	16.34%	25
Total Respondents: 153		

Q7 Here in Town, our comprehensive planning process is all about building on our strengths and dealing with our weaknesses. Listed below are some of the features of the town. Please tell us whether you think they are strengths or weaknesses.

Answered: 172 Skipped: 2



### Fayette 2019 Survey



	STRENGTH	NEITHER	WEAKNESS	TOTAL	WEIGHTED AVERAGE
Small town/rural setting	97.06% 165	2.35% 4	0.59% 1	170	1.04
Quality of life	91.62% 153	5.99% 10	2.40% 4	167	1.11
Natural resources	75.45% 126	19.16% 32	5.39% 9	167	1.30
Local Agriculture	58.58% 99	33.73% 57	7.69% 13	169	1.49
School system	55.42% 92	30.72% 51	13.86% 23	166	1.58
Outdoor recreational opportunities	53.25% 90	33.73% 57	13.02% 22	169	1.60
Cost of housing/property	34.34% 57	53.61% 89	12.05% 20	166	1.78
Quality of public services	34.94% 58	46.99% 78	18.07% 30	166	1.83

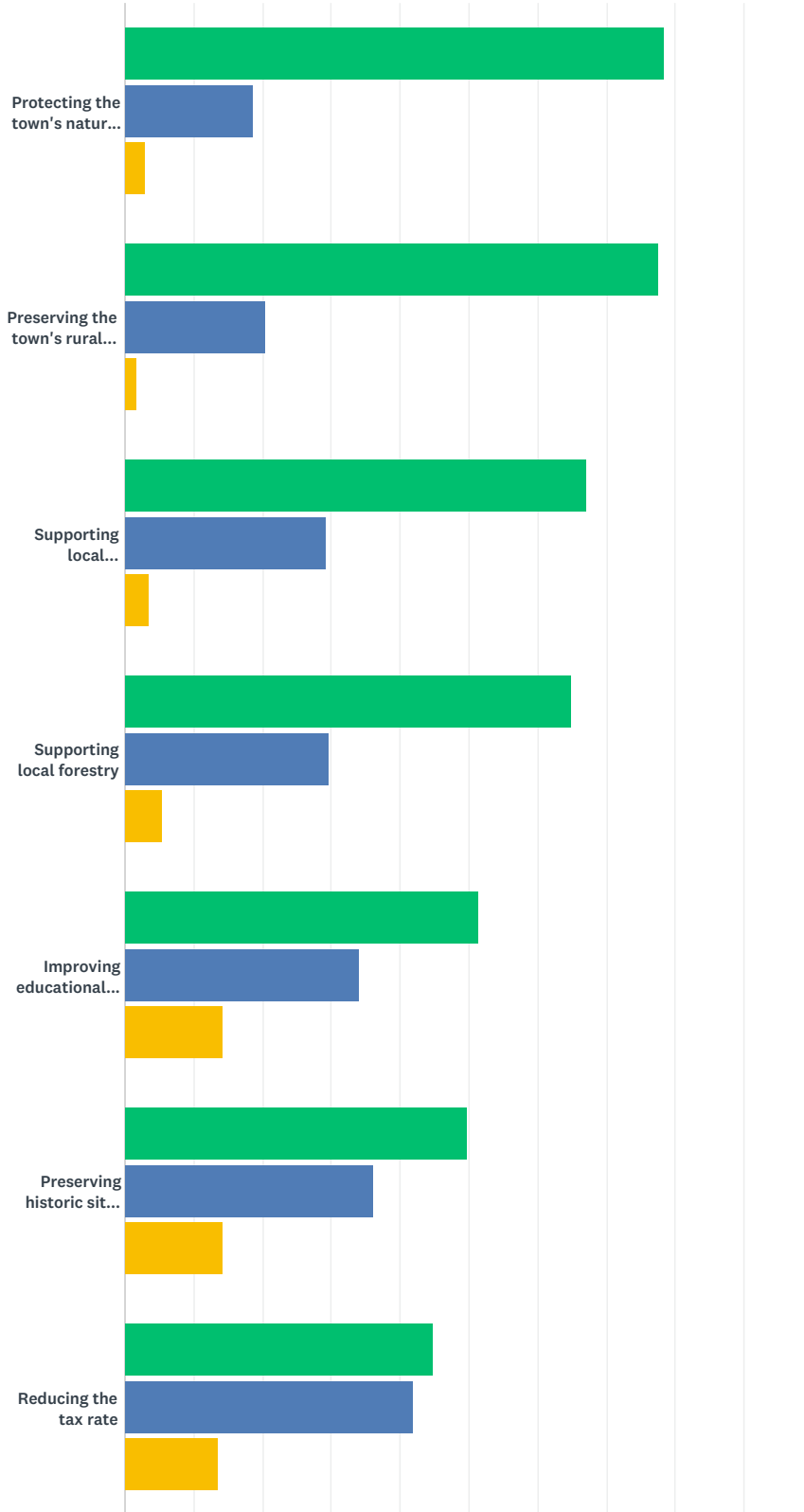


### Fayette 2019 Survey

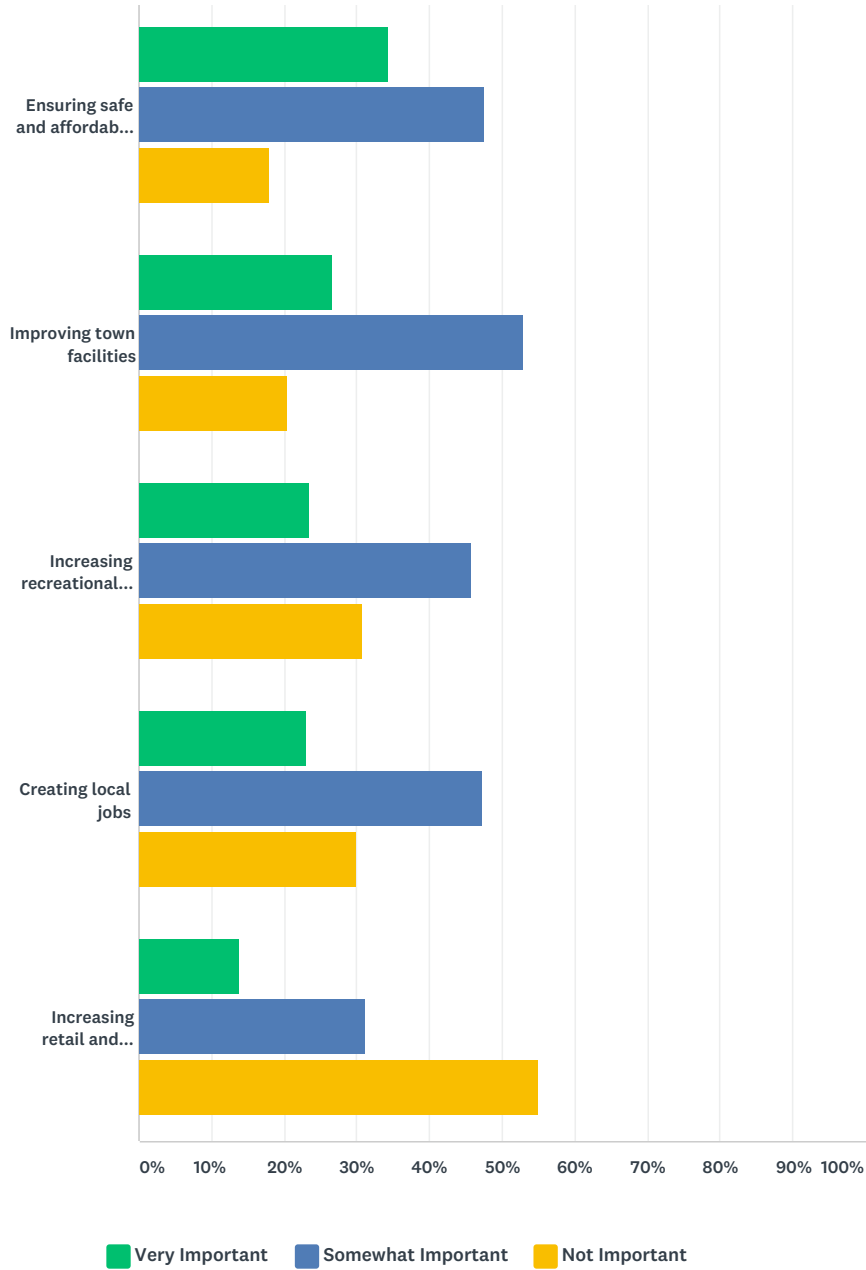
Tax rate	24.26% 41	31.95% 54	43.79% 74	169	2.20
Access to health services	8.48% 14	54.55% 90	36.97% 61	165	2.28
Access to shopping/services	7.78% 13	55.09% 92	37.13% 62	167	2.29
Job opportunities	2.98% 5	47.02% 79	50.00% 84	168	2.47

Q8 Our comprehensive plan must consider many diverse issues. In Town, some will be more important than others, and we will concentrate on those. Listed below are some of these issues. Please tell us how you feel about them (if no opinion, leave blank).

Answered: 174 Skipped: 0



Fayette 2019 Survey



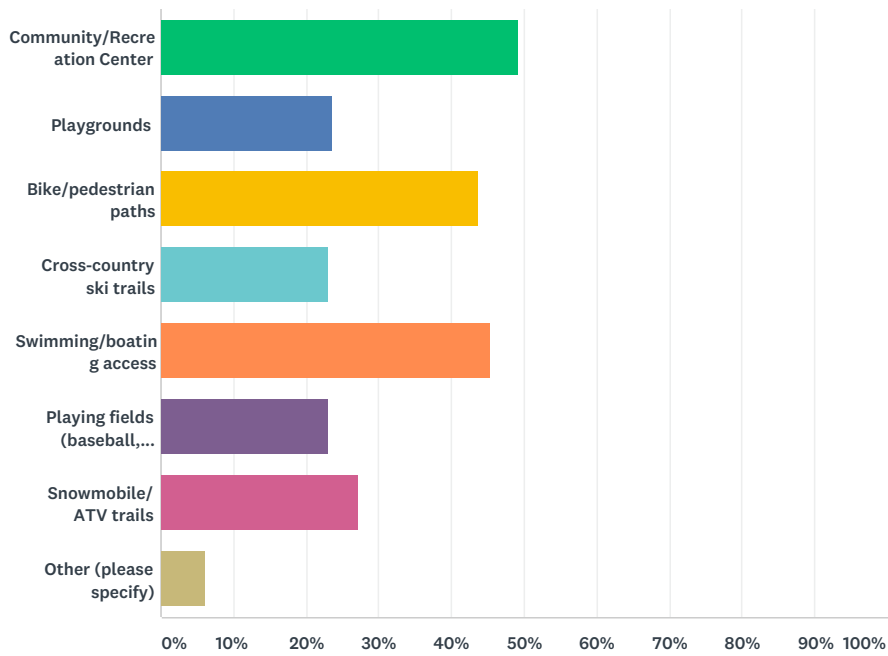
	VERY IMPORTANT	SOMEWHAT IMPORTANT	NOT IMPORTANT	TOTAL	WEIGHTED AVERAGE
Protecting the town's natural resources	78.49% 135	18.60% 32	2.91% 5	172	1.24
Preserving the town's rural character	77.65% 132	20.59% 35	1.76% 3	170	1.24
Supporting local agriculture	67.07% 112	29.34% 49	3.59% 6	167	1.37
Supporting local forestry	64.88% 109	29.76% 50	5.36% 9	168	1.40
Improving educational opportunities	51.55% 83	34.16% 55	14.29% 23	161	1.63
Preserving historic sites and buildings	49.70% 84	36.09% 61	14.20% 24	169	1.64
Reducing the tax rate	44.71% 76	41.76% 71	13.53% 23	170	1.69
Ensuring safe and affordable housing	34.34% 57	47.59% 79	18.07% 30	166	1.84

### Fayette 2019 Survey

Improving town facilities	26.51% 44	53.01% 88	20.48% 34	166	1.94
Increasing recreational opportunity	23.49% 39	45.78% 76	30.72% 51	166	2.07
Creating local jobs	22.98% 37	47.20% 76	29.81% 48	161	2.07
Increasing retail and service businesses	13.77% 23	31.14% 52	55.09% 92	167	2.41

### Q9 Which of the following recreational facilities do you think we should develop and/or improve? (Please select three.)

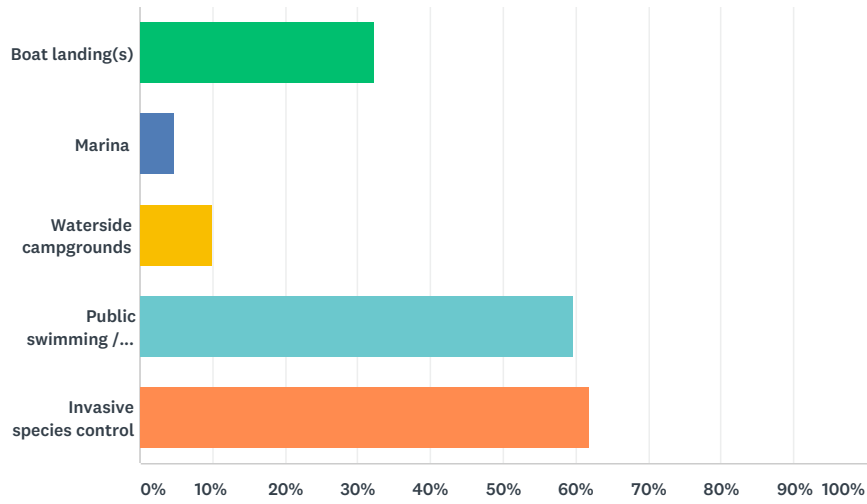
Answered: 165 Skipped: 9



ANSWER CHOICES	RESPONSES	
Community/Recreation Center	49.09%	81
Playgrounds	23.64%	39
Bike/pedestrian paths	43.64%	72
Cross-country ski trails	23.03%	38
Swimming/boating access	45.45%	75
Playing fields (baseball, soccer)	23.03%	38
Snowmobile/ ATV trails	27.27%	45
Other (please specify)	6.06%	10
Total Respondents: 165		

Q10 Which of the following do you think should be provided in order to enhance the town's water bodies? (Please select two.)

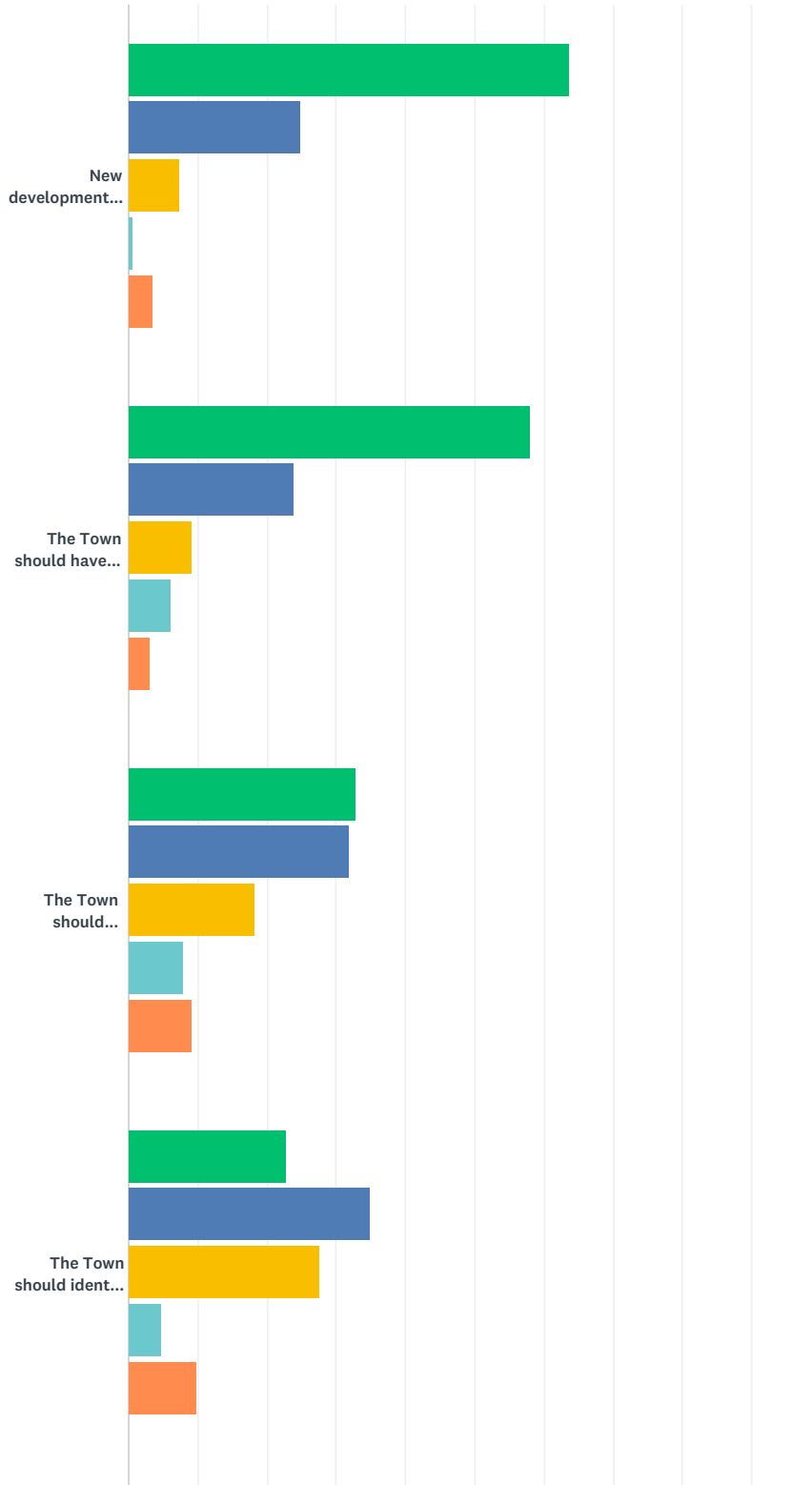
Answered: 168 Skipped: 6



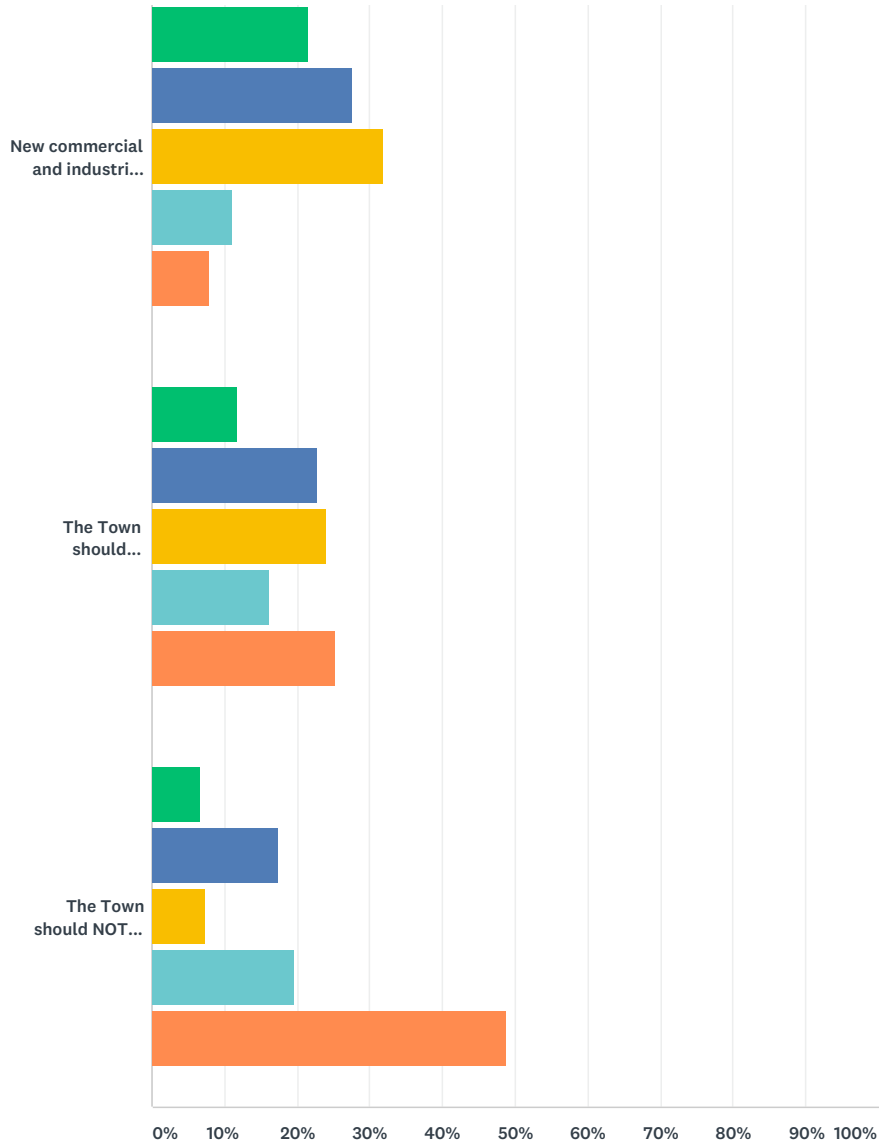
ANSWER CHOICES	RESPONSES	
Boat landing(s)	32.14%	54
Marina	4.76%	8
Waterside campgrounds	10.12%	17
Public swimming / recreation areas.	59.52%	100
Invasive species control	61.90%	104
Total Respondents: 168		

Q11 As part of the comprehensive planning process, we will develop a Land Use Plan, indicating how we wish to manage growth within our boundaries. A set of statements concerning this topic are listed below. Please select an answer on the scale that best describes whether or not you agree with them.

Answered: 167 Skipped: 7



Fayette 2019 Survey



■ Strongly Agree   
 ■ Somewhat Agree   
 ■ Neutral   
 ■ Somewhat Disagree   
 ■ Strongly Disagree

	STRONGLY AGREE	SOMEWHAT AGREE	NEUTRAL	SOMEWHAT DISAGREE	STRONGLY DISAGREE	TOTAL	WEIGHTED AVERAGE
New development should be reviewed on a case-by-case basis and permitted wherever it will not adversely affect property values, the environment, or town services.	63.64% 105	24.85% 41	7.27% 12	0.61% 1	3.64% 6	165	1.56
The Town should have standards to assure that residential areas are protected from new commercial development.	57.93% 95	23.78% 39	9.15% 15	6.10% 10	3.05% 5	164	1.73
The Town should strengthen ordinances that manage the type and location of development.	32.93% 54	31.71% 52	18.29% 30	7.93% 13	9.15% 15	164	2.29
The Town should identify specific areas for new development	22.70% 37	34.97% 57	27.61% 45	4.91% 8	9.82% 16	163	2.44
New commercial and industrial should be limited to land adjoining state-numbered highways.	21.47% 35	27.61% 45	31.90% 52	11.04% 18	7.98% 13	163	2.56

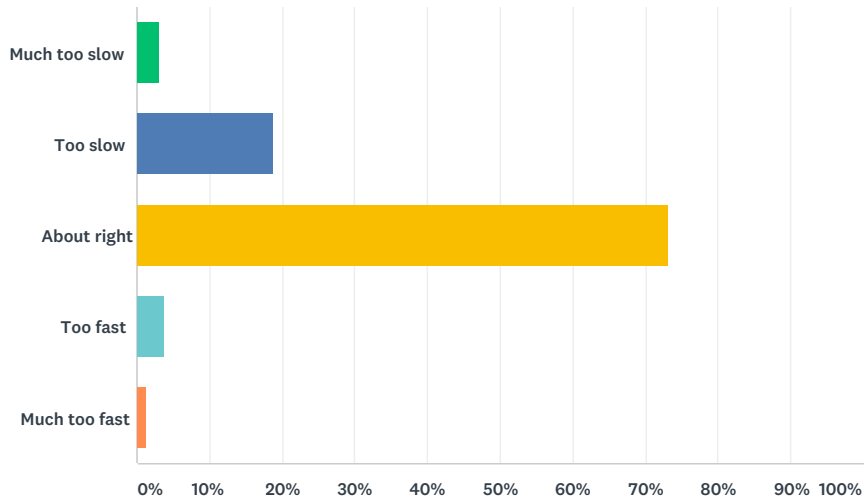


Fayette 2019 Survey

The Town should encourage commercial development.	11.73% 19	22.84% 37	24.07% 39	16.05% 26	25.31% 41	162	3.20
The Town should NOT limit the location of new commercial or industrial development.	6.79% 11	17.28% 28	7.41% 12	19.75% 32	48.77% 79	162	3.86

### Q12 How do you feel about the Town's growth and development the past twenty years? (Please select one answer)

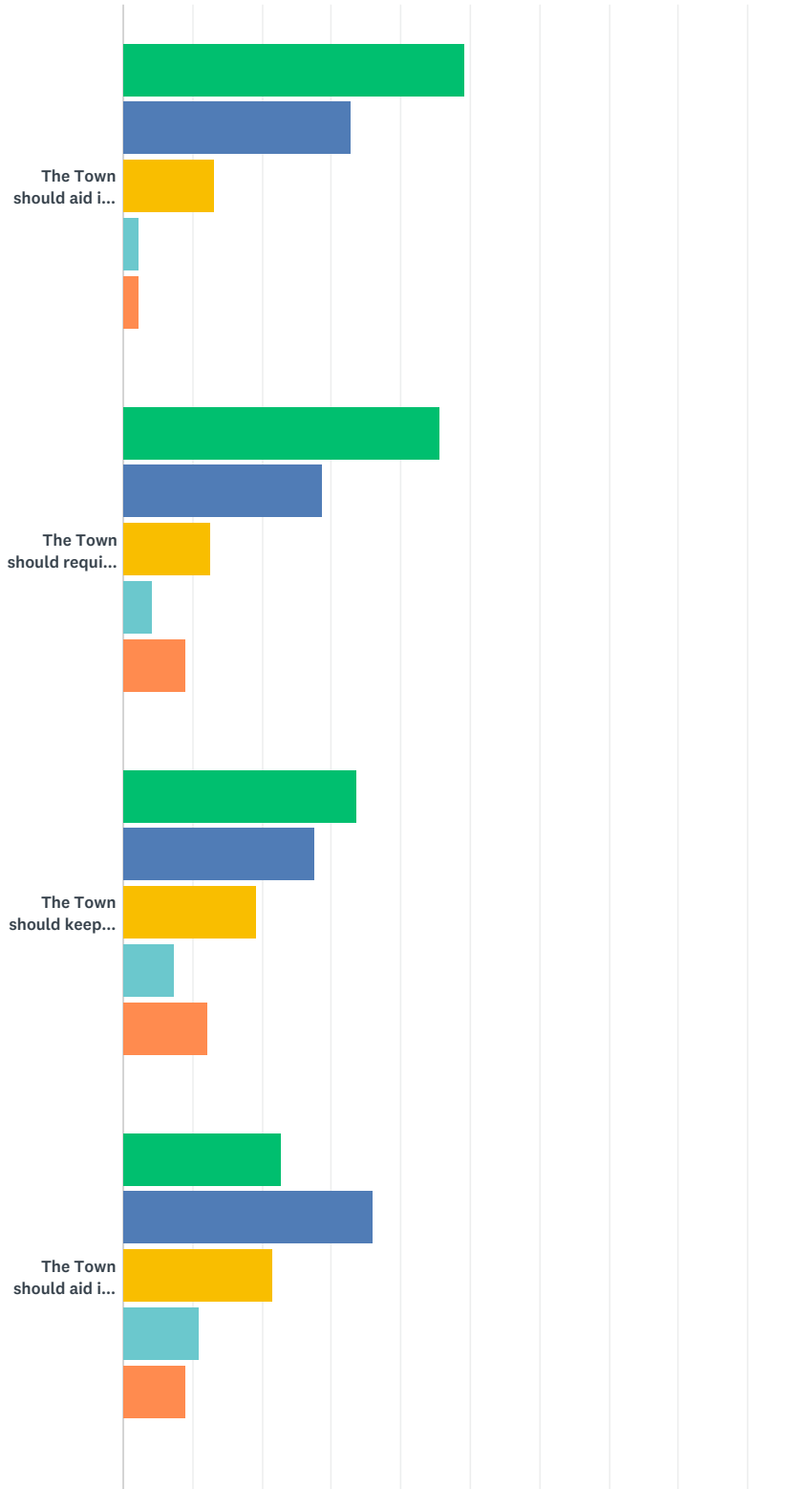
Answered: 160 Skipped: 14



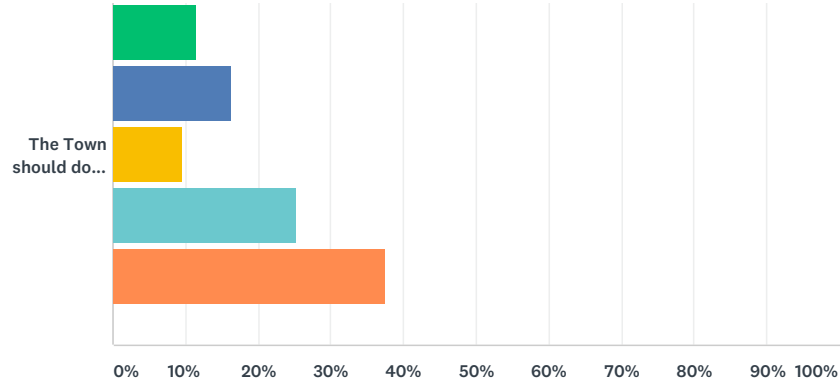
ANSWER CHOICES	RESPONSES	
Much too slow	3.13%	5
Too slow	18.75%	30
About right	73.13%	117
Too fast	3.75%	6
Much too fast	1.25%	2
<b>TOTAL</b>		<b>160</b>

Q13 Currently, much of Town is undeveloped, contributing to our environmental quality and scenic beauty. The statements on this page suggest ways that we can encourage the preservation of farm, forest, shore frontage, and other undeveloped tracts of land. Do you agree or not?

Answered: 167 Skipped: 7



Fayette 2019 Survey

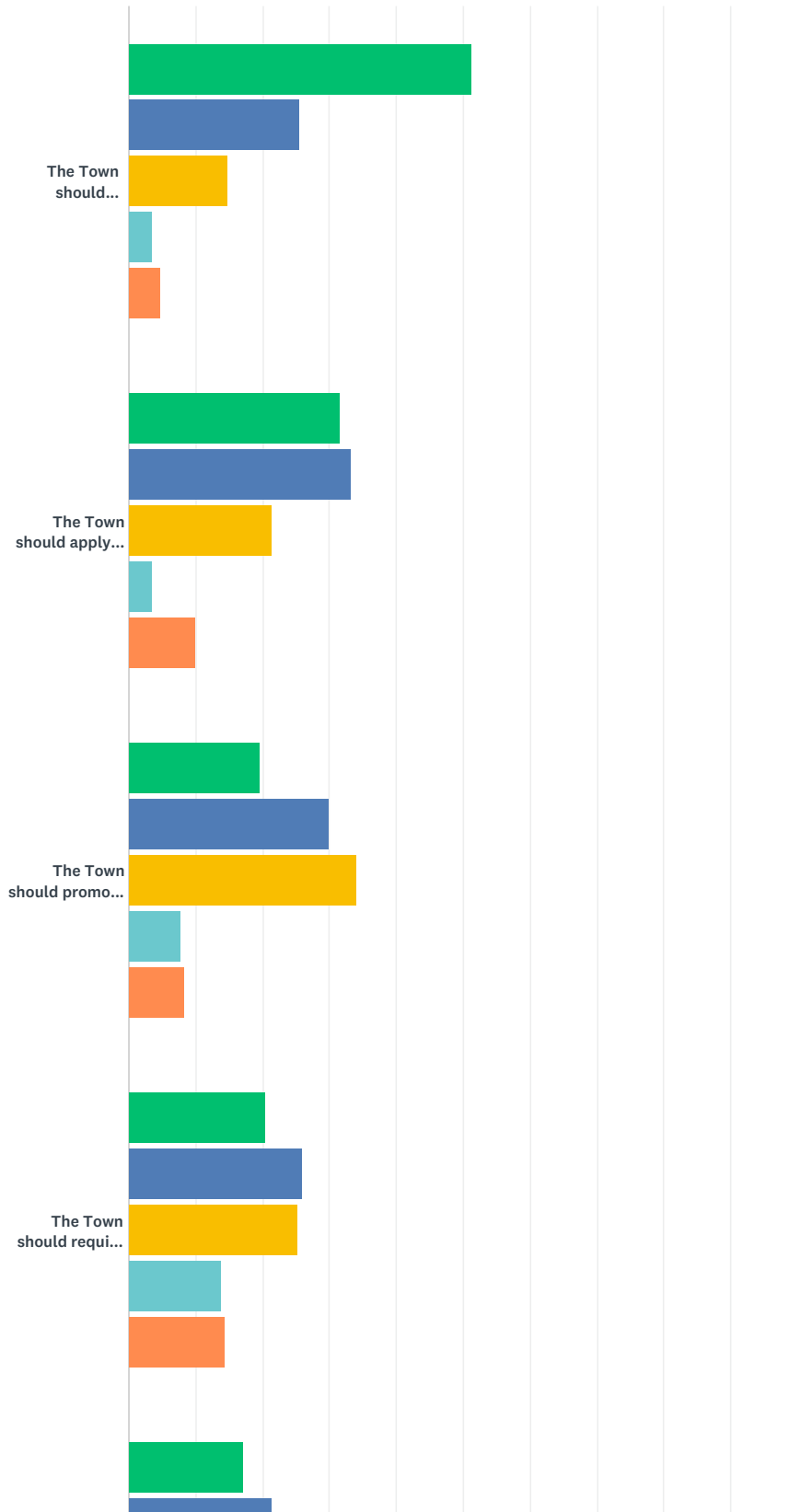


■ Strongly Agree   
 ■ Somewhat Agree   
 ■ Neutral   
 ■ Somewhat Disagree  
■ Strongly Disagree

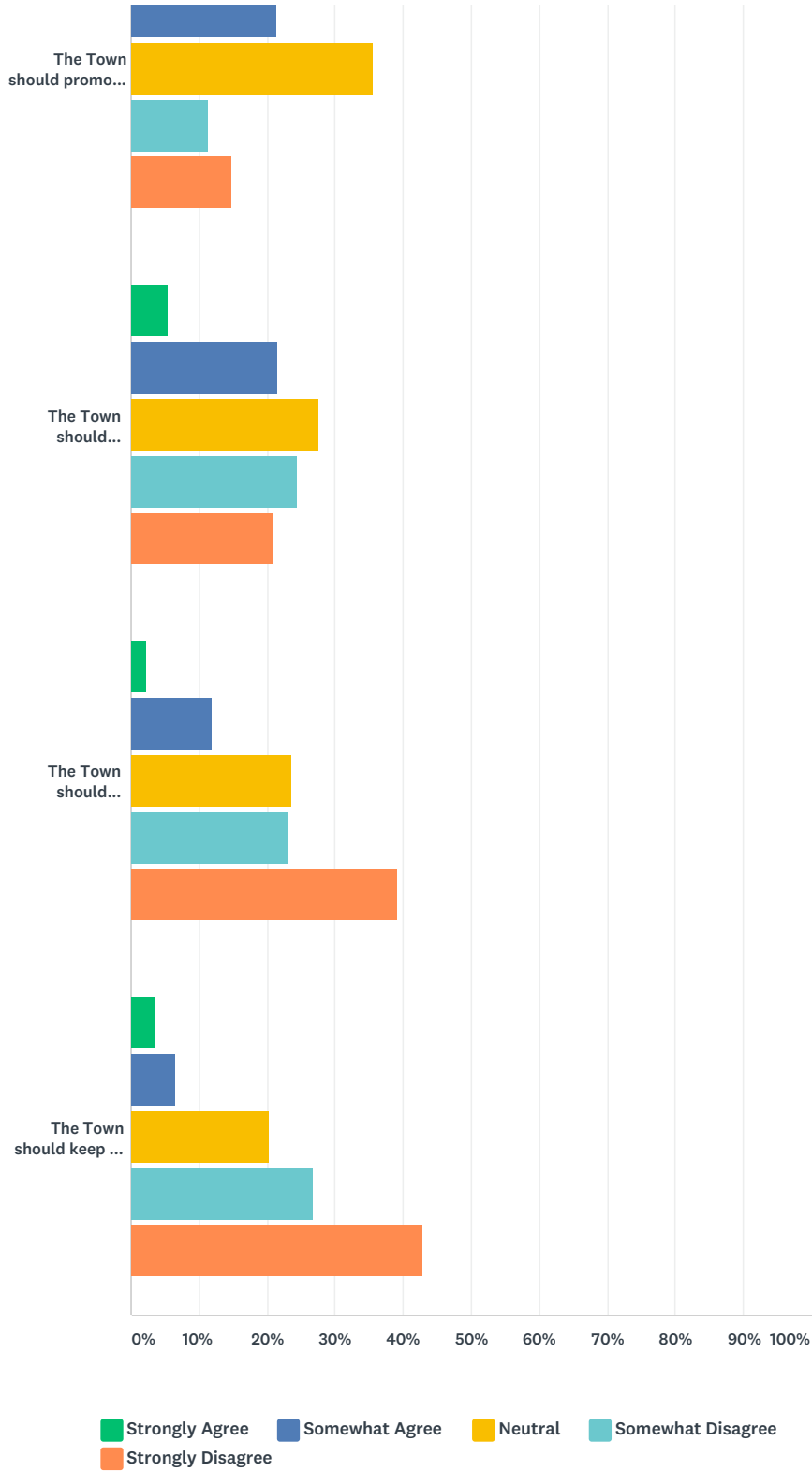
	STRONGLY AGREE	SOMEWHAT AGREE	NEUTRAL	SOMEWHAT DISAGREE	STRONGLY DISAGREE	TOTAL	WEIGHTED AVERAGE
The Town should aid in the conservation of farmland by encouraging and supporting various conservation programs.	49.10% 82	32.93% 55	13.17% 22	2.40% 4	2.40% 4	167	1.76
The Town should require developers to set aside a portion of the land in new subdivisions as permanent open space.	45.51% 76	28.74% 48	12.57% 21	4.19% 7	8.98% 15	167	2.02
The Town should keep property acquired through tax liens if the land can serve a public purpose such as providing open space.	33.73% 56	27.71% 46	19.28% 32	7.23% 12	12.05% 20	166	2.36
The Town should aid in the purchase of conservation easements from landowners to keep tracts as open space.	22.75% 38	35.93% 60	21.56% 36	10.78% 18	8.98% 15	167	2.47
The Town should do nothing, letting the real estate market decide the highest and best use of undeveloped land	11.45% 19	16.27% 27	9.64% 16	25.30% 42	37.35% 62	166	3.61

Q14 As part of the comprehensive planning process, we must also consider policies to keep local housing decent and affordable. Do you agree or disagree with the following policies?

Answered: 170 Skipped: 4



Fayette 2019 Survey



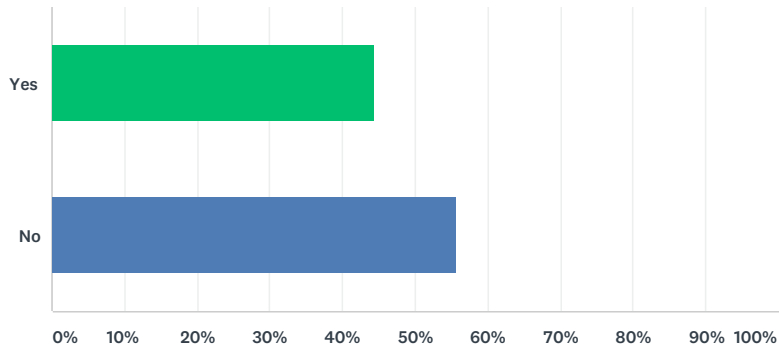
	STRONGLY AGREE	SOMEWHAT AGREE	NEUTRAL	SOMEWHAT DISAGREE	STRONGLY DISAGREE	TOTAL	WEIGHTED AVERAGE
The Town should aggressively enforce existing laws and ordinances regarding safety and sanitation.	51.19% 86	25.60% 43	14.88% 25	3.57% 6	4.76% 8	168	1.85
The Town should apply for grants to assist low income families in upgrading substandard housing.	31.55% 53	33.33% 56	21.43% 36	3.57% 6	10.12% 17	168	2.27

### Fayette 2019 Survey

The Town should promote affordable housing.	19.76% 33	29.94% 50	34.13% 57	7.78% 13	8.38% 14	167	2.55
The Town should require developers to include a percentage of affordable lots/units in proposals.	20.48% 34	25.90% 43	25.30% 42	13.86% 23	14.46% 24	166	2.76
The Town should promote the use of Maine State Housing financial assistance.	17.16% 29	21.30% 36	35.50% 60	11.24% 19	14.79% 25	169	2.85
The Town should encourage rental housing.	5.39% 9	21.56% 36	27.54% 46	24.55% 41	20.96% 35	167	3.34
The Town should encourage well-designed mobile home parks.	2.37% 4	11.83% 20	23.67% 40	23.08% 39	39.05% 66	169	3.85
The Town should keep lot sizes as small as possible.	3.57% 6	6.55% 11	20.24% 34	26.79% 45	42.86% 72	168	3.99

### Q15 Do you favor implementation of an ordinance that would allow retail stores and retail grow facilities for adult use marijuana in Fayette?

Answered: 169 Skipped: 5

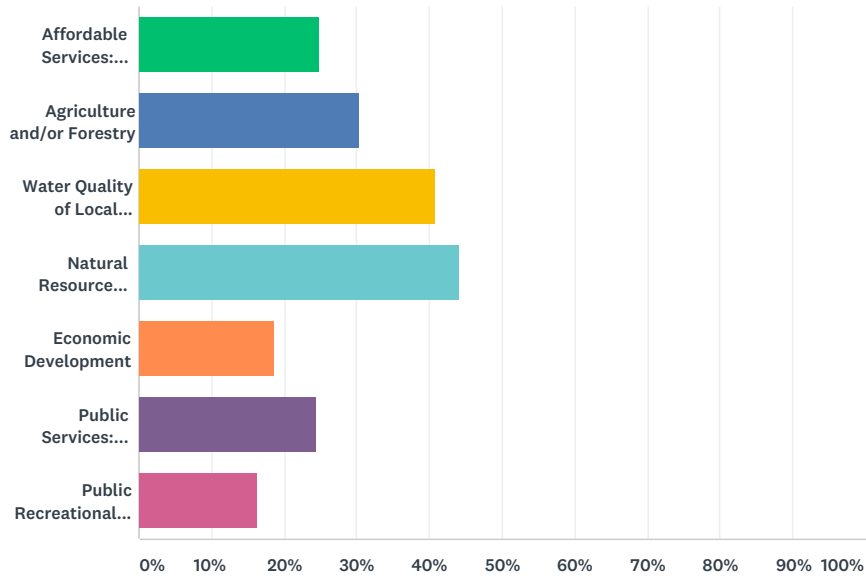


ANSWER CHOICES	RESPONSES	
Yes	44.38%	75
No	55.62%	94
TOTAL		169



Q16 In order to know the best areas to focus on at our public participation meeting: which of these topics are most important to you or of the most concern in Fayette? (Please select two).

Answered: 172 Skipped: 2



ANSWER CHOICES	RESPONSES	
Affordable Services: Childcare/Senior	25.00%	43
Agriculture and/or Forestry	30.23%	52
Water Quality of Local Lakes/Ponds	40.70%	70
Natural Resource Protection	44.19%	76
Economic Development	18.60%	32
Public Services: Facilities and Education	24.42%	42
Public Recreational opportunities	16.28%	28
Total Respondents: 172		

## Q17 Further comments or suggestions:

Answered: 46 Skipped: 128